

Inspection Checklist

House Numbers

- Numbers are numerical characters, contrasting color from the house, at least 4" high, permanently affixed to the house & visible from the street. *Light post or mailbox numbers are NOT acceptable*

Smoke Alarms

- Smoke alarm located on **every level** of dwelling
- Basement level alarm is located at bottom of stairwell, at ceiling level (not between joists)
- Bedroom hallway alarms **MUST** be within 10 feet of **ALL** bedroom doors
- Smoke alarm located in **every** bedroom on ceilings
- *Electric smoke alarms (hardwired) **CANNOT** be replaced with battery operated alarms
- Smoke alarms are less than 10 years old and are operational
- Battery operated Smoke alarms are of the ten-year sealed battery type

Any house equipped with a low voltage fire alarm system (installed by an alarm company) must have that system tested and approved by an alarm contractor prior to the WTES inspection date. A copy of the alarm certification provided by the alarm contractor must be presented to the WTES inspector at the time of the inspection.

Electric smoke alarms, required to be installed by the building code, cannot be replaced with battery operated smoke alarms (NJAC 5:70 Section 104.1)

Do **NOT** install smoke alarms in kitchens, bathrooms, near forced air ducts or furnaces, in the "dead air" space where the ceiling meets the wall, close to ceiling fans, in crawl spaces, or attics.

Carbon Monoxide Alarms

- Located in the hallway, within 10 feet of **ALL** bedrooms
- Installed as per the manufacturer's instructions
- Carbon monoxide alarm(s) are less than 10 years old and are operational

Do **NOT** place alarms in electrical outlets that can be turned off by a switch or that are located against floor molding. Plug-in, battery powered and hardwired CO alarms are acceptable.

Fire Extinguisher Installation 5:70-4.19 (e)

- Shall be within **10 feet of the kitchen** and located in the path of egress
- Readily accessible and not obstructed from view
- MOUNTED** on bracket
- Minimum rating **2A-10B:C** under 10 pounds

Diagrams

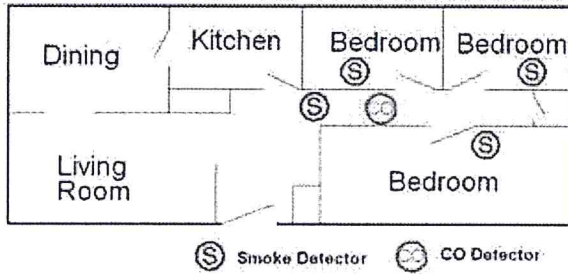


Figure 1

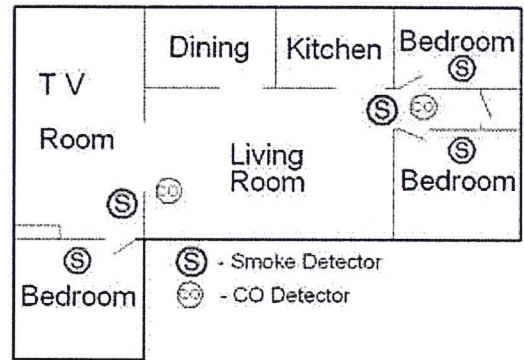


Figure 2

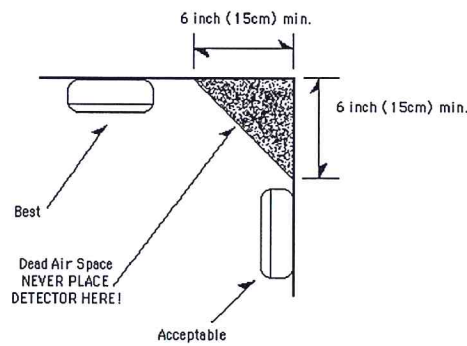


Figure 3

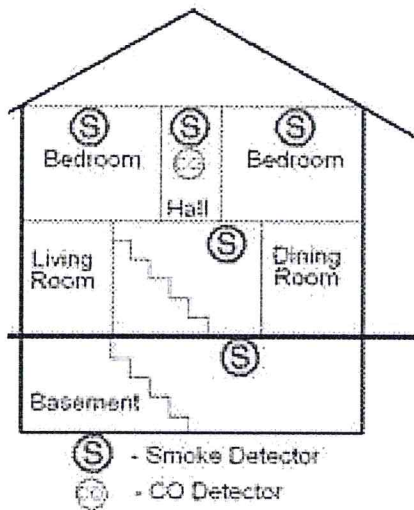


Figure 4

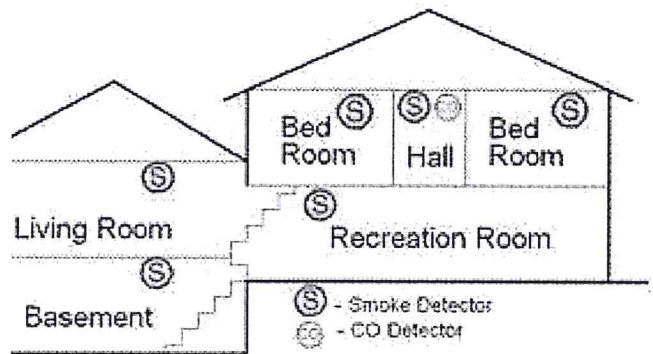


Figure 5